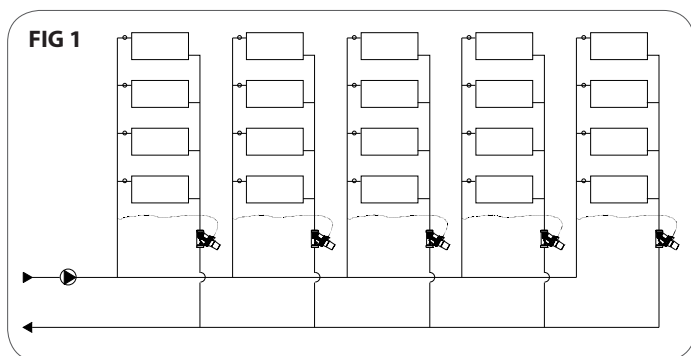


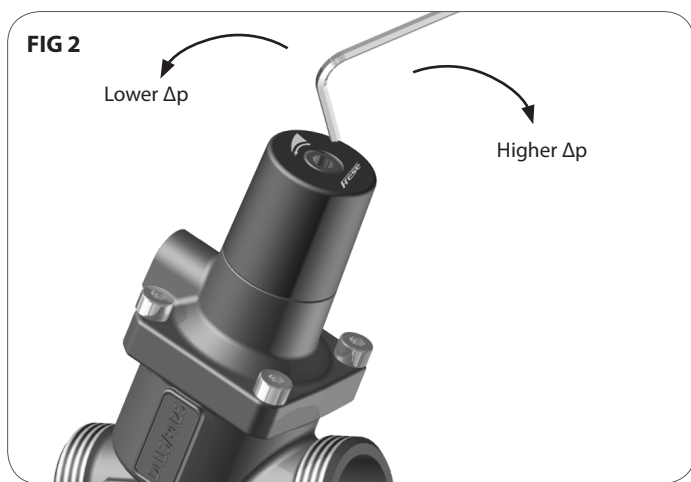
Frese PV Compact

- DK** Montagevejledning
- DE** Montageanleitung
- EN** Mounting instructions
- ES** Instrucciones de montaje

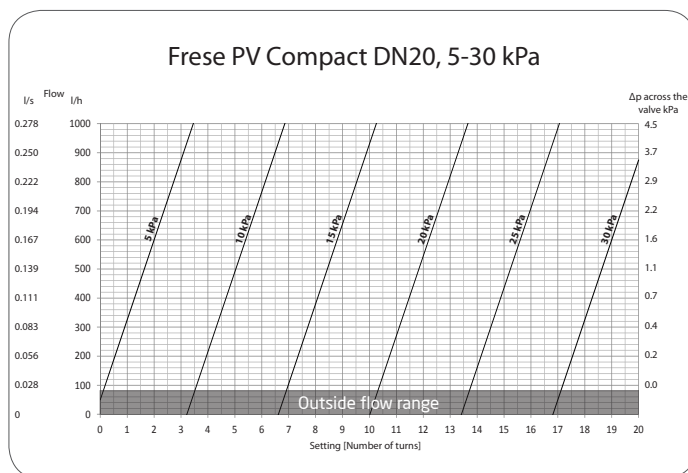
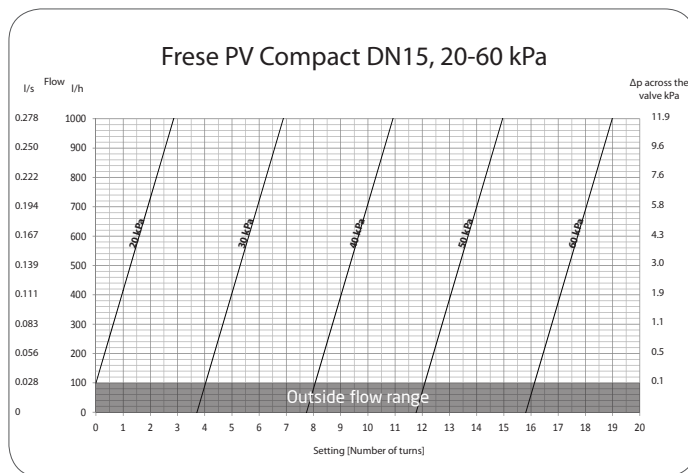
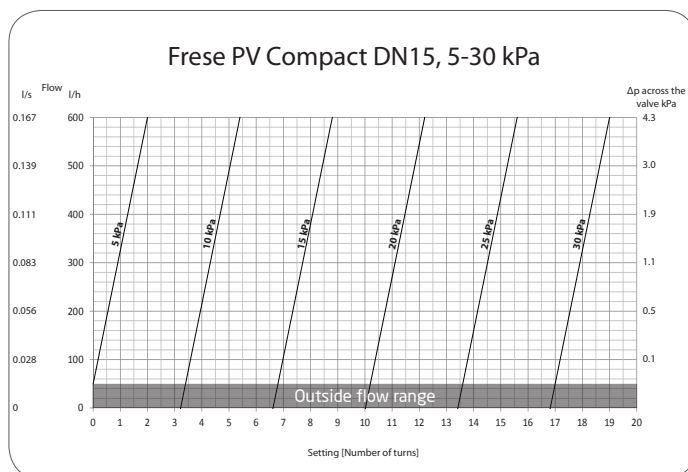
Danmark · Tlf. +45 58 56 00 00
 Deutschland · Tel. +49 (0)241 475 82 333
 UK · Tel. +44 (0)1704 896012



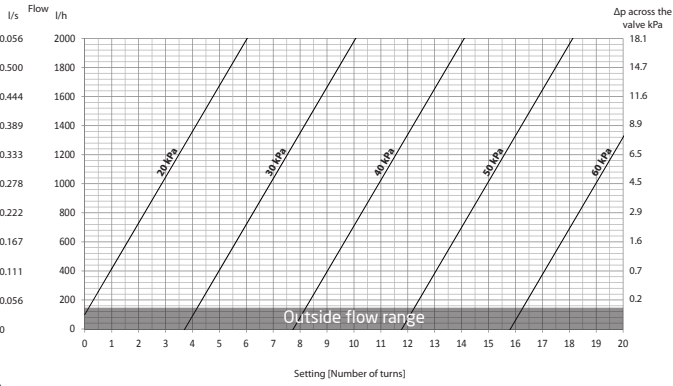
- DK** Skitse af varmesystem med Frese PV Compact
- DE** Skizze eines Heizungssystems mit Frese PV Compact
- EN** Outline of a heating system with Frese PV Compact
- ES** Esquema de un sistema de calefacción con Frese PV Compact



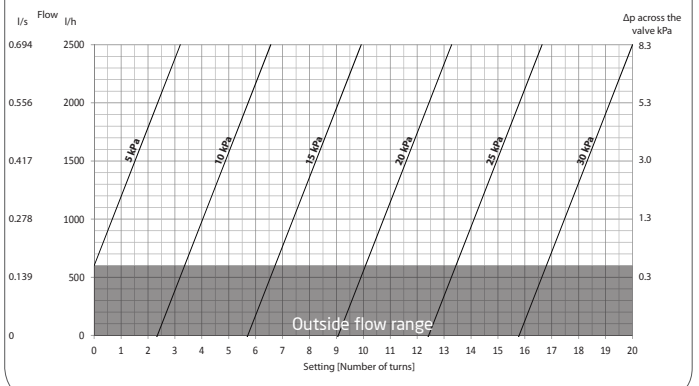
- DK** Ventilen indstilles nemt vha. en 4 mm sekskant nøgle. Det ønskede flow bestemmes ud fra grafen for den valgte ventildimension.
- DE** Der Differenzdruckregler lässt sich leicht mit Hilfe eines 4-mm Sechskantschlüssels einstellen. Der Differenzdruck des Reglers kann anhand der Voreinstelldiagramme für die betreffende Reglergröße ermittelt werden.
- EN** The valve is easily set by means of a 4mm hexagonal key. The flow rate of the valve can be determined from the flow rate graphs for the valve dimension in question.
- ES** La válvula se ajusta fácilmente utilizando una llave hexagonal de 4 mm. El caudal de la válvula se determina mediante las gráficas de caudal para el diámetro de la válvula en cuestión.



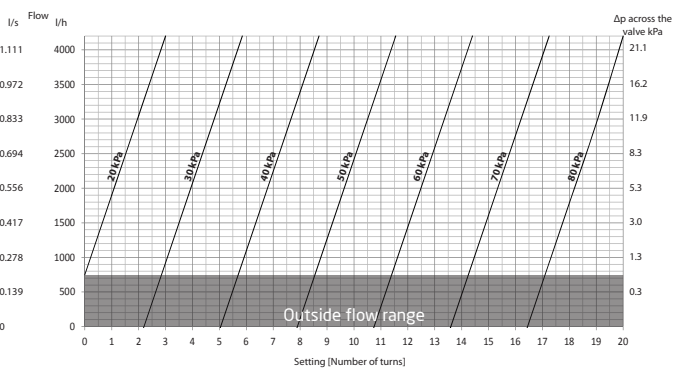
Frese PV Compact DN20, 20-60 kPa



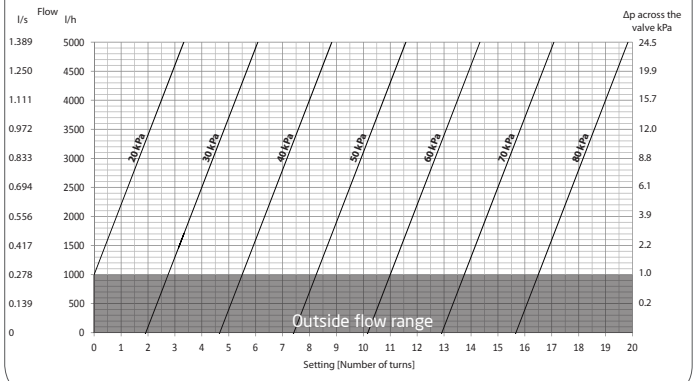
Frese PV Compact DN25, 5-30 kPa




Frese PV Compact DN25, 20-80 kPa



Frese PV Compact DN32, 20-80 kPa



Frese PV Compact DN40, 20-80 kPa



Frese PV Compact DN50, 20-80 kPa

